

calm




the wind blows



at the water's edge





SITE 2

partial plan

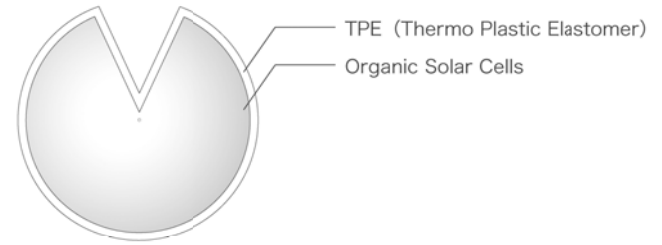
scale : 1 / 300

the arrangement on the land @ 5,300 mm

the arrangement on the water @ 7,950 mm



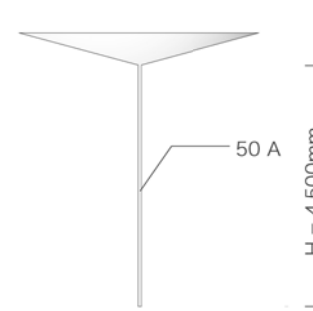
Lotus Image



φ4,500mm

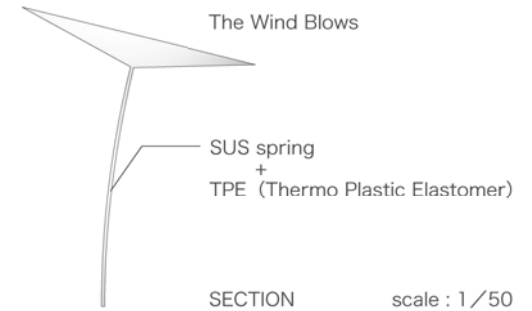
PLAN

scale : 1/50



50 A

H = 4,500mm



SECTION

scale : 1/50

